KPI Report

Date		Dedicated Interface (COMSUITE API)													User Interface (GCMS Plus)						
		Uptime	Downtime	PISP Response					AISP Response				FCS	Error Rate	Uptime	Downtime	Payment initiation Response		Account inquiry Response		Average
				Post payment		Get payment status		Average	Reachable Accounts	Balances	Transactions	Average					Single payment	Bulk payment	Balances	Transactions	
				Single payment	Bulk payment	Single payment	Bulk payment														
Calendar date based on JST		Shown in %; 1 - Downtime	Shown in %; Get downtime of API gateway from system monitoring log *Planned downtime (regular weekly maintenance window) is included.	Shown in milliseconds; Calculate API response time by getting following information from system log; [Start] Receive POST request [End] Send response back	Same with left	Same with left	Same with left	Shown in milliseconds; Calculate the average response time for row F, G, H, I.	Same with left	Same with left	Same with left	Shown in milliseconds; Calculate the average response time for row K, L, M.	Shown in milliseconds; Calculate API response time by getting following information from system log; [Start] Receive POST request [End] Send true/false response back	Shown in %; Calculate error rate by getting number of http response and http code from API gateway log; Number of 408, 503, 500 responses / Number of total calls	Shown in %; 1 - Downtime	Shown in %; Get downtime of GCMS Plus from system monitoring log *Planned downtime (regular weekly maintenance window) is included.	Shown in milliseconds; Sum of below two figures obtained from system logs; - Procesing time of GCMS Plus - Internal network time	Same with left	Same with left	Same with left	Shown in milliseconds; Calculate the average response time for row S, T, U, V.
01 Oct 2023	Sun	14.59%	85.41%	–	–	–	–	–	–	–	–	–	–	0%	14.59%	85.41%	-	157	48	63	89
02 Oct 2023	Mon	91.66%	8.34%	–	–	–	–	–	–	–	–	–	–	0%	91.64%	8.36%	341	161	42	59	151
03 Oct 2023	Tue	100.00%	0.00%	–	–	–	–	–	–	–	–	–	–	0%	100.00%	0.00%	341	163	44	60	152
04 Oct 2023	Wed	100.00%	0.00%	–	–	–	–	–	–	–	–	–	–	0%	100.00%	0.00%	329	163	43	58	148
05 Oct 2023	Thu	100.00%	0.00%	–	–	–	–	–	–	–	–	–	–	0%	100.00%	0.00%	337	164	43	57	150
06 Oct 2023	Fri	100.00%	0.00%	–	–	–	–	–	–	–	–	–	–	0%	100.00%	0.00%	340	163	44	58	151
07 Oct 2023	Sat	100.00%	0.00%	–	–	–	–	–	–	–	–	–	–	0%	100.00%	0.00%	358	199	54	73	171
08 Oct 2023	Sun	14.59%	85.41%	–	–	–	–	–	–	–	–	–	–	0%	14.59%	85.41%	-	-	50	99	75
09 Oct 2023	Mon	91.66%	8.34%	–	–	–	–	–	–	–	–	–	–	0%	91.66%	8.34%	331	155	40	55	145
10 Oct 2023	Tue	100.00%	0.00%	–	–	–	–	–	–	–	–	–	–	0%	100.00%	0.00%	333	165	41	56	149
11 Oct 2023	Wed	100.00%	0.00%	–	–	–	–	–	–	–	–	–	–	0%	100.00%	0.00%	326	175	42	58	150
12 Oct 2023	Thu	100.00%	0.00%	–	–	–	–	–	–	–	–	–	–	0%	100.00%	0.00%	332	167	42	57	150
13 Oct 2023	Fri	100.00%	0.00%	–	–	–	–	–	–	–	–	–	–	0%	100.00%	0.00%	339	172	42	59	153
14 Oct 2023	Sat	91.67%	8.33%	–	–	–	–	–	–	–	–	–	–	0%	91.68%	8.32%	439	207	61	73	195
15 Oct 2023	Sun	0.00%	100.00%	–	–	–	–	–	–	–	–	–	–	0%	0.00%	100.00%	-	1175	-	720	947
16 Oct 2023	Mon	91.67%	8.33%	–	–	–	–	–	–	–	–	–	–	0%	91.64%	8.36%	364	172	41	55	158
17 Oct 2023	Tue	100.00%	0.00%	–	–	–	–	–	–	–	–	–	–	0%	100.00%	0.00%	341	165	45	59	153
18 Oct 2023	Wed	100.00%	0.00%	–	–	–	–	–	–	–	–	–	–	0%	100.00%	0.00%	342	169	42	59	153
19 Oct 2023	Thu	100.00%	0.00%	–	–	–	–	–	–	–	–	–	–	0%	100.00%	0.00%	344	165	44	60	153
20 Oct 2023	Fri	100.00%	0.00%	–	–	–	–	–	–	–	–	–	–	0%	100.00%	0.00%	332	164	41	58	149
21 Oct 2023	Sat	100.00%	0.00%	–	–	–	–	–	–	–	–	–	–	0%	100.00%	0.00%	366	184	57	76	171
22 Oct 2023	Sun	14.59%	85.41%	–	–	–	–	–	–	–	–	–	–	0%	14.59%	85.41%	-	-	-	-	-
23 Oct 2023	Mon	91.66%	8.34%	–	–	–	–	–	–	–	–	–	–	0%	91.66%	8.34%	359	167	40	56	155
24 Oct 2023	Tue	100.00%	0.00%	–	–	–	–	–	–	–	–	–	–	0%	100.00%	0.00%	328	154	41	57	145
25 Oct 2023	Wed	100.00%	0.00%	–	–	–	–	–	–	–	–	–	–	0%	100.00%	0.00%	332	160	41	58	148
26 Oct 2023	Thu	100.00%	0.00%	–	–	–	–	–	–	–	–	–	–	0%	100.00%	0.00%	337	161	43	59	150
27 Oct 2023	Fri	100.00%	0.00%	–	–	–	–	–	–	–	–	–	–	0%	100.00%	0.00%	340	169	42	59	153
28 Oct 2023	Sat	100.00%	0.00%	–	–	–	–	–	–	–	–	–	–	0%	100.00%	0.00%	376	222	56	76	182
29 Oct 2023	Sun	14.59%	85.41%	–	–	–	–	–	–	–	–	–	–	0%	14.59%	85.41%	413	171	93	97	193
30 Oct 2023	Mon	91.66%	8.34%	–	–	–	–	–	–	–	–	–	–	0%	91.66%	8.34%	321	156	39	56	143
31 Oct 2023	Tue	100.00%	0.00%	–	–	–	–	–	–	–	–	–	–	0%	100.00%	0.00%	331	168	40	59	149
01 Nov 2023	Wed	100.00%	0.00%	–	–	–	–	–	–	–	–	–	–	0%	100.00%	0.00%	345	170	43	62	155
02 Nov 2023	Thu	100.00%	0.00%	–	–	–	–	–	–	–	–	–	–	0%	100.00%	0.00%	326	163	47	61	149
03 Nov 2023	Fri	100.00%	0.00%	–	–	–	–	–	–	–	–	–	–	0%	100.00%	0.00%	333	168	44	60	151
04 Nov 2023	Sat	100.00%	0.00%	–	–	–	–	–	–	–	–	–	–	0%	100.00%	0.00%	366	194	59	69	172
05 Nov 2023	Sun	14.59%	85.41%	–	–	–	–	–	–	–	–	–	–	0%	14.58%	85.42%	-	-	47	67	57
06 Nov 2023	Mon	91.66%	8.34%	–	–	–	–	–	–	–	–	–	–	0%	91.66%	8.34%	334	163	41	54	148
07 Nov 2023	Tue	100.00%	0.00%	–	–	–	–	–	–	–	–	–	–	0%	100.00%	0.00%	336	164	43	56	149
08 Nov 2023	Wed	100.00%	0.00%	–	–	–	–	–	–	–	–	–	–	0%	100.00%	0.00%	333	164	43	55	149
09 Nov 2023	Thu	100.00%	0.00%	–	–	–	–	–	–	–	–	–	–	0%	100.00%	0.00%	327	193	42	57	155
10 Nov 2023	Fri	100.00%	0.00%	–	–	–	–	–	–	–	–	–	–	0%	100.00%	0.00%	335	167	42	57	151
11 Nov 2023	Sat	91.67%	8.33%	–	–	–	–	–	–	–	–	–	–	0%	91.67%	8.33%	358	187	56	77	169
12 Nov 2023	Sun	0.00%	100.00%	–	–	–	–	–	–	–	–	–	–	0%	0.00%	100.00%	-	-	-	-	-
13 Nov 2023	Mon	91.67%	8.33%	–	–	–	–	–	–	–	–	–	–	0%	91.66%	8.34%	338	157	40	54	148
14 Nov 2023	Tue	100.00%	0.00%	–	–	–	–	–	–	–	–	–	–	0%	100.00%	0.00%	330	156	43	56	146
15 Nov 2023	Wed	100.00%	0.00%	–	–	–	–	–	–	–	–	–	–	0%	100.00%	0.00%	318	154	41	58	143
16 Nov 2023	Thu	100.00%	0.00%	–	–	–	–	–	–	–	–	–	–	0%	100.00%	0.00%	341	168	41	59	152
17 Nov 2023	Fri	100.00%	0.00%	–	–	–	–	–	–	–	–	–	–	0%	100.00%	0.00%	335	163	44	58	150
18 Nov 2023	Sat	100.00%	0.00%	–	–	–	–	–	–	–	–	–	–	0%	100.00%	0.00%	354	184	55	72	166
19 Nov 2023	Sun	14.59%	85.41%	–	–	–	–	–	–	–	–	–	–	0%	14.60%	85.40%	357	168	-	80	201
20 Nov 2023	Mon	91.66%	8.34%	–	–	–	–	–	–	–	–	–	–	0%	91.66%	8.34%	330	160	43	55	147
21 Nov 2023	Tue	100.00%	0.00%	–	–	–	–	–	–	–	–	–	–	0%	100.00%	0.00%	322	157	42	58	145
22 Nov 2023	Wed	100.00%	0.00%	–	–	–	–	–	–	–	–	–	–	0%	100.00%	0.00%	329	159	42	57	147
23 Nov 2023	Thu	100.00%	0.00%	–	–	–	–	–	–	–	–	–	–	0%	100.00%	0.00%	332	165	41	59	149
24 Nov 2023	Fri	100.00%	0.00%	–	–	–	–	–	–	–	–	–	–	0%	100.00%	0.00%	321	155	41	58	144
25 Nov 2023	Sat	100.00%	0.00%	–	–	–	–	–	–	–	–	–	–	0%	100.00%	0.00%	368	199	55	74	174
26 Nov 2023	Sun	14.59%	85.41%	–	–	–	–	–	–	–	–	–	–	0%	14.59%	85.41%	-	-	-	68	68
27 Nov 2023	Mon	91.66%	8.34%	–	–	–	–	–	–	–	–	–	–	0%	91.66%	8.34%	333	160	40	55	147
28 Nov 2023	Tue	100.00%	0.00%	–	–	–	–	–	–	–	–	–	–	0%	100.00%	0.00%	320	161	42	58	145
29 Nov 2023	Wed	100.00%	0.00%	–	–	–	–	–	–	–	–	–	–	0%	100.00%	0.00%	331	157	42	60	148
30 Nov 2023	Thu	100.00%	0.00%	–	–	–	–	–	–	–	–	–	–	0%	100.00%	0.00%	331	161	41	61	148
01 Dec 2023	Fri	100.00%	0.00%	–	–	–	–	–	–	–	–	–	–	0%	100.00%	0.00%	331	165	43	62	150
02 Dec 2023	Sat	100.00%	0.00%	–	–	–	–	–	–	–	–	–	–	0%	100.00%	0.00%	393	197	58	72	180
03 Dec 2023	Sun	14.59%	85.41%	–	–	–	–	–	–	–	–	–	–	0%	14.59%	85.41%	-	188	945	79	404
04 Dec 2023	Mon	91.66%	8.34%	–	–	–	–	–	–	–	–	–	–	0%	91.66%	8.34%	323	155	42	57	144
05 Dec 2023	Tue	100.00%	0.00%	–	–	–	–	–	–	–	–	–	–	0%	100.00%	0.00%	334	167	44	57	151
06 Dec 2023	Wed	100.00%	0.00%	–	–	–	–	–	–	–	–	–	–	0%	100.00%	0.00%	334	165	47	56	151
07 Dec 2023	Thu	100.00%	0.00%	–	–	–	–	–	–	–	–	–	–	0%	100.00%	0.00%	326	164	42	55	147
08 Dec 2023	Fri	100.00%	0.00%	–	–	–	–	–	–	–	–	–	–	0%	100.00%	0.00%	336	168	41	57	150
09 Dec 2023	Sat	54.17%	45.83%	–	–	–	–	–	–	–	–	–	–	0%	91.68%	8.32%	369	182	57	74	171
10 Dec 2023	Sun	0.00%	100.00%	–	–	–	–	–	–	–	–	–	–	0%	0.00%	100.00%	-	-	-	-	-
11 Dec 2023	Mon	91.67%	8.33%	–	–	–	–	–	–	–	–	–	–	0%	91.66%	8.34%	330	176	40	55	150
12 Dec 2023	Tue	100.00%	0.00%	–	–	–	–	–	–	–	–	–	–	0%	100.00%	0.00%	334	164	42	56	149
13 Dec 2023	Wed	100.00%	0.00%	–	–	–	–	–	–	–	–	–	–	0%	100.00%	0.00%	339	163	43	56	150
14 Dec 2023	Thu	100.00%	0.00%	–	–	–	–	–	–	–	–	–	–	0%	100.00%	0.00%	331	166	44	56	149
15 Dec 2023	Fri	100.00%	0.00%	–	–	–	–	–	–	–	–	–	–	0%	100.00%	0.00%	332	162	41	58	149
16 Dec 2023	Sat	100.00%	0.00%	–	–	–	–	–	–	–	–	–	–	0%	100.00%	0.00%	378	185	55	73	173
17 Dec 2023	Sun	14.59%	85.41%	–	–	–	–	–	–	–	–	–	–	0%	14.59%	85.41%	352	-	-	67	210
18 Dec 2023	Mon	91.66%	8.34%	–	–	–	–	–	–	–	–	–	–	0%	91.66%	8.34%	346	164	40	55	151
19 Dec 2023	Tue	100.00%	0.00%	–	–	–	–	–	–	–	–	–	–	0%	100.00%	0.00%	328	158	42	57	146
20 Dec 2023	Wed	100.00%	0.00%	–	–	–	–	–	–	–	–	–	–	0%	100.00%	0.00%	326	159	41	58	146
21 Dec 2023	Thu	100.00%	0.00%	–	–	–	–	–	–	–	–	–	–	0%	100.00%	0.00%	326	155	42	58	145
22 Dec 2023	Fri	100.00%	0.00%	–	–	–	–	–	–	–	–	–	–	0%	100.00%	0.00%	331	162	41	58	148
23 Dec 2023	Sat	100.00%	0.00%	–	–	–	–	–	–	–	–	–	–	0%	100.00%	0.00%	354	174	52	69	162
24 Dec 2023	Sun	14.59%	85.41%	–	–	–	–	–	–	–	–	–	–	0%	14.59%	85.41%	-	171	45	62	93
25 Dec 2023	Mon	91.66%	8.34%	–	–	–	–	–	–	–	–	–	–	0%	91.66%	8.34%	399	177	42	57	169
26 Dec 2023	Tue	100.00%	0.00%	–	–	–	–	–	–	–	–	–	–	0%	100.00%	0.00%	338	163	41	57	150
27 Dec 2023	Wed	100.00%	0.00%	–	–	–	–	–	–	–	–	–	–	0%	100.00%	0.00%	329	158	40	58	146
28 Dec 2023	Thu	100.00%	0.00%	–	–	–	–	–	–	–	–	–	–	0%	100.00%	0.00%	330	164	42	60	149
29 Dec 2023	Fri	100.00%	0.00%	–	–	–	–	–	–	–	–	–	–	0%	100.00%	0.00%	337	173	42	62	154
30 Dec 2023	Sat	100.00%	0.00%	–	–	–	–	–	–	–	–	–	–	0%	100.00%	0.00%	368	247	53	77	186
31 Dec 2023	Sun	14.59%	85.41%	–	–	–	–	–	–	–	–	–	–	0%	14.59%	85.41%	-	-	-	-	-

※"-" indicates that there was no execution.

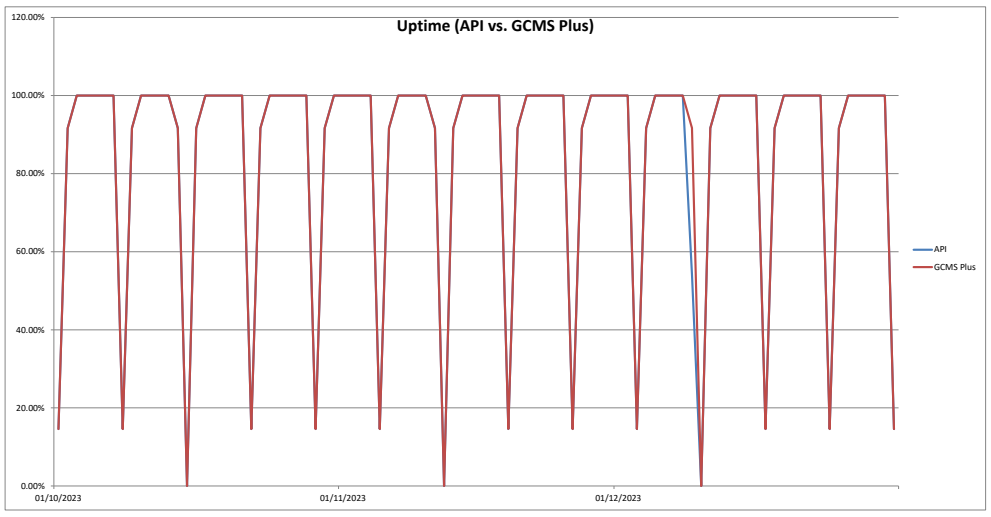
Uptime (API vs. GCMS Plus)
120.00%
100.00%
80.00%
60.00%
40.00%
20.00%
0.00%
01/10/2023
01/11/2023
01/12/2023
API
GCMS Plus

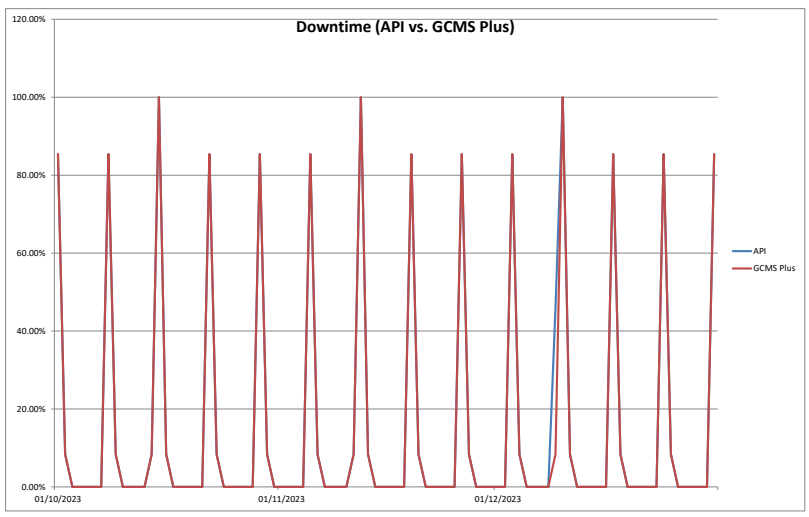
Downtime (API vs. GCMS Plus)
120.00%
100.00%
80.00%
60.00%
40.00%
20.00%
0.00%
01/10/2023
01/11/2023
01/12/2023
API
GCMS Plus

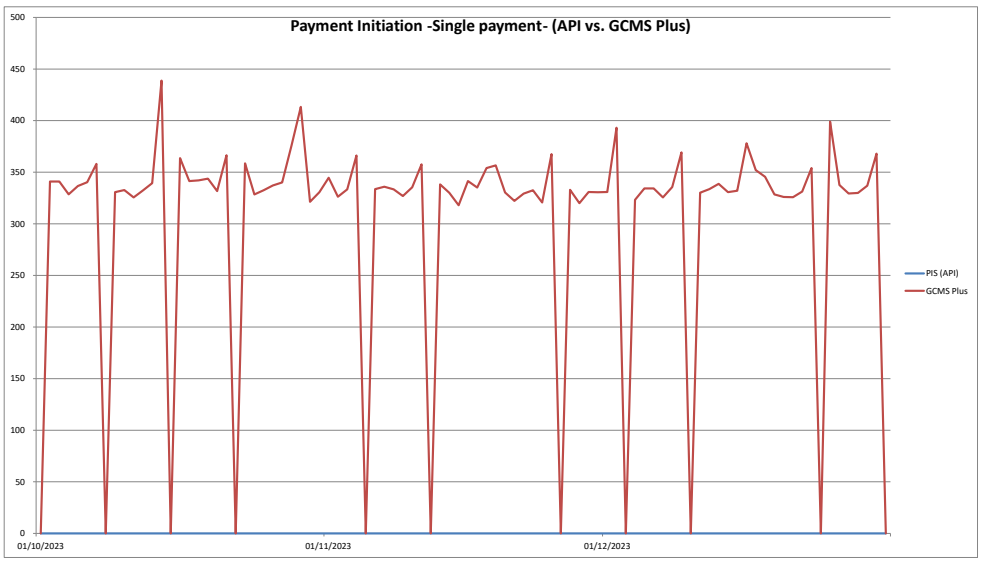
Payment Initiation -Single payment- (API vs. GCMS Plus)
500
450
400
350
300
250
200
150
100
50
0
01/10/2023
01/11/2023
01/12/2023
PIS (API)
GCMS Plus

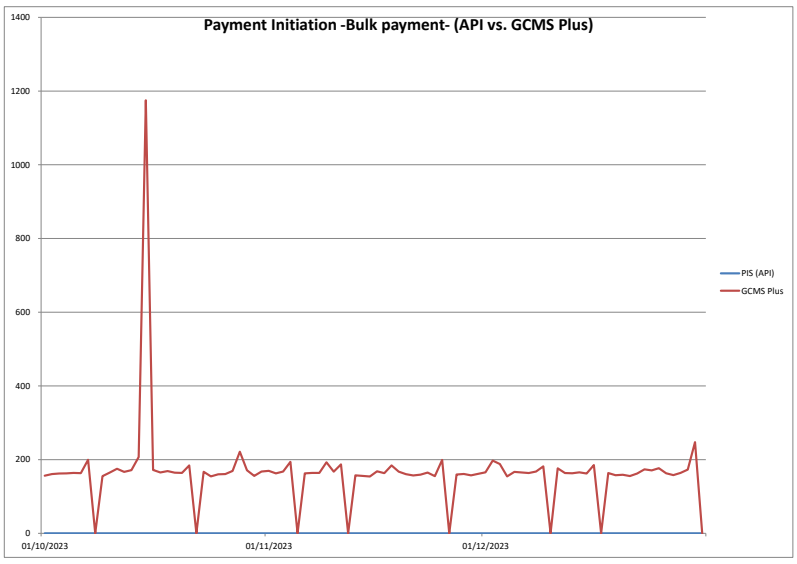
Payment Initiation -Bulk payment- (API vs. GCMS Plus)
1400
1200
1000
800
600
400
200
0
01/10/2023
01/11/2023
01/12/2023
PIS (API)
GCMS Plus

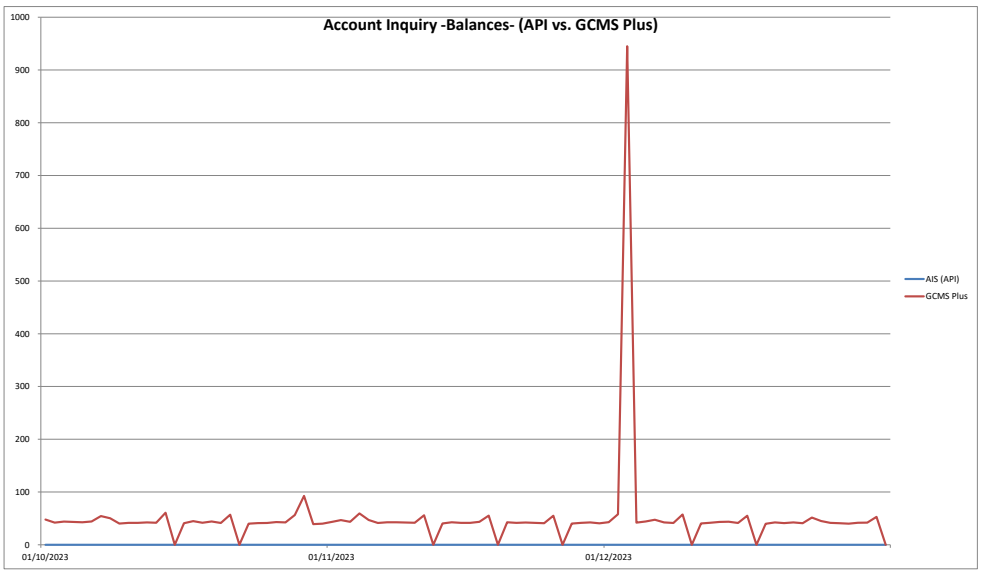
Account Inquiry -Balances- (API vs. GCMS Plus)
1000
900
800
700
600
500
400
300
200
100
0
01/10/2023
01/11/2023
01/12/2023
AIS (API)
GCMS Plus

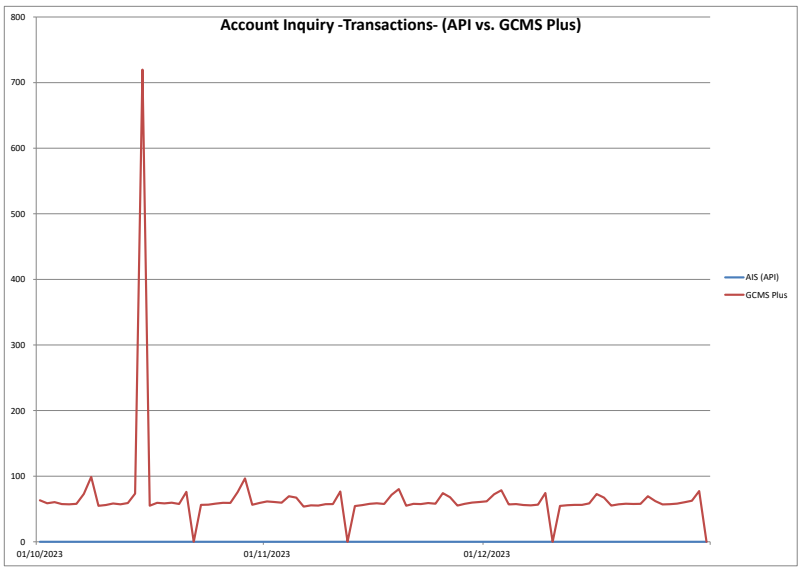
Account Inquiry -Transactions- (API vs. GCMS Plus)
800
700
600
500
400
300
200
100
0
01/10/2023
01/11/2023
01/12/2023
AIS (API)
GCMS Plus