KPI Report

Date		Dedicated Interface (COMSUITE API)													User Interface (GCMS Plus)						
		Uptime	Downtime	PISP Response					AISP Response				FCS	Error Rate	Uptime	Downtime	Payment initiation Response		Account inquiry Response		Average
				Post payment		Get payment status		Average	Reachable Accounts	Balances	Transactions	Average					Single payment	Bulk payment	Balances	Transactions	
				Single payment	Bulk payment	Single payment	Bulk payment														
Calendar date based on JST		Shown in %; 1 - Downtime	Shown in %; Get downtime of API gateway from system monitoring log *Planned downtime (regular weekly maintenance window) is included.	Shown in milliseconds; Calculate API response time by getting following information from system log; [Start] Receive POST request [End] Send response back	Same with left	Same with left	Same with left	Shown in milliseconds; Calculate the average response time for row F, G, H, I.	Same with left	Same with left	Same with left	Shown in milliseconds; Calculate the average response time for row K, L, M.	Shown in milliseconds; Calculate API response time by getting following information from system log; [Start] Receive POST request [End] Send true/false response back	Shown in %; Calculate error rate by getting number of http response and http code from API gateway log; Number of 408, 503, 500 responses / Number of total calls	Shown in %; 1 - Downtime	Shown in %; Get downtime of GCMS Plus from system monitoring log *Planned downtime (regular weekly maintenance window) is included.	Shown in milliseconds; Sum of below two figures obtained from system logs; - Procesing time of GCMS Plus - Internal network time	Same with left	Same with left	Same with left	Shown in milliseconds; Calculate the average response time for row S, T, U, V.
01 Jan 2023	Sun	14.59%	85.41%	-	-	-	-	-	-	-	-	-	-	0%	14.59%	85.41%	-	214	51	64	109
02 Jan 2023	Mon	91.66%	8.34%	-	-	-	-	-	-	-	-	-	-	0%	91.66%	8.34%	353	174	45	63	159
03 Jan 2023	Tue	100.00%	0.00%	-	-	-	-	-	-	-	-	-	-	0%	100.00%	0.00%	334	159	42	58	148
04 Jan 2023	Wed	100.00%	0.00%	-	-	-	-	-	-	-	-	-	-	0%	100.00%	0.00%	330	158	44	57	147
05 Jan 2023	Thu	100.00%	0.00%	-	-	-	-	-	-	-	-	-	-	0%	100.00%	0.00%	327	159	44	57	147
06 Jan 2023	Fri	100.00%	0.00%	-	-	-	-	-	-	-	-	-	-	0%	100.00%	0.00%	331	172	42	57	151
07 Jan 2023	Sat	100.00%	0.00%	-	-	-	-	-	-	-	-	-	-	0%	100.00%	0.00%	362	172	54	70	165
08 Jan 2023	Sun	14.59%	85.41%	-	-	-	-	-	-	-	-	-	-	0%	14.59%	85.41%	-	642	-	71	356
09 Jan 2023	Mon	91.66%	8.34%	-	-	-	-	-	-	-	-	-	-	0%	91.66%	8.34%	336	152	41	54	146
10 Jan 2023	Tue	100.00%	0.00%	-	-	-	-	-	-	-	-	-	-	0%	100.00%	0.00%	319	155	42	56	143
11 Jan 2023	Wed	100.00%	0.00%	-	-	-	-	-	-	-	-	-	-	0%	100.00%	0.00%	332	162	42	57	148
12 Jan 2023	Thu	100.00%	0.00%	-	-	-	-	-	-	-	-	-	-	0%	100.00%	0.00%	323	159	44	56	146
13 Jan 2023	Fri	100.00%	0.00%	-	-	-	-	-	-	-	-	-	-	0%	100.00%	0.00%	327	159	43	56	146
14 Jan 2023	Sat	91.67%	8.33%	-	-	-	-	-	-	-	-	-	-	0%	91.67%	8.33%	371	191	53	70	171
15 Jan 2023	Sun	0.00%	100.00%	-	-	-	-	-	-	-	-	-	-	0%	0.00%	100.00%	-	-	-	-	-
16 Jan 2023	Mon	91.67%	8.33%	-	-	-	-	-	-	-	-	-	-	0%	91.66%	8.34%	318	154	40	53	141
17 Jan 2023	Tue	100.00%	0.00%	-	-	-	-	-	-	-	-	-	-	0%	100.00%	0.00%	324	154	43	57	145
18 Jan 2023	Wed	100.00%	0.00%	-	-	-	-	-	-	-	-	-	-	0%	100.00%	0.00%	334	162	42	58	149
19 Jan 2023	Thu	100.00%	0.00%	-	-	-	-	-	-	-	-	-	-	0%	100.00%	0.00%	318	157	43	58	144
20 Jan 2023	Fri	100.00%	0.00%	-	-	-	-	-	-	-	-	-	-	0%	100.00%	0.00%	339	164	45	58	152
21 Jan 2023	Sat	100.00%	0.00%	-	-	-	-	-	-	-	-	-	-	0%	100.00%	0.00%	357	184	59	73	168
22 Jan 2023	Sun	14.59%	85.41%	-	-	-	-	-	-	-	-	-	-	0%	14.59%	85.41%	351	201	45	266	216
23 Jan 2023	Mon	91.66%	8.34%	-	-	-	-	-	-	-	-	-	-	0%	91.66%	8.34%	354	176	43	56	157
24 Jan 2023	Tue	100.00%	0.00%	-	-	-	-	-	-	-	-	-	-	0%	100.00%	0.00%	328	160	41	56	146
25 Jan 2023	Wed	100.00%	0.00%	-	-	-	-	-	-	-	-	-	-	0%	100.00%	0.00%	328	163	42	57	148
26 Jan 2023	Thu	100.00%	0.00%	-	-	-	-	-	-	-	-	-	-	0%	100.00%	0.00%	329	161	42	57	147
27 Jan 2023	Fri	100.00%	0.00%	-	-	-	-	-	-	-	-	-	-	0%	100.00%	0.00%	331	161	42	59	148
28 Jan 2023	Sat	100.00%	0.00%	-	-	-	-	-	-	-	-	-	-	0%	100.00%	0.00%	359	179	52	72	165
29 Jan 2023	Sun	14.59%	85.41%	-	-	-	-	-	-	-	-	-	-	0%	14.59%	85.41%	354	175	50	108	172
30 Jan 2023	Mon	91.66%	8.34%	-	-	-	-	-	-	-	-	-	-	0%	91.66%	8.34%	350	161	39	55	151
31 Jan 2023	Tue	100.00%	0.00%	-	-	-	-	-	-	-	-	-	-	0%	100.00%	0.00%	328	161	40	59	147
01 Feb 2023	Wed	100.00%	0.00%	-	-	-	-	-	-	-	-	-	-	0%	100.00%	0.00%	328	157	44	62	148
02 Feb 2023	Thu	100.00%	0.00%	-	-	-	-	-	-	-	-	-	-	0%	100.00%	0.00%	340	166	44	59	152
03 Feb 2023	Fri	100.00%	0.00%	-	-	-	-	-	-	-	-	-	-	0%	100.00%	0.00%	347	163	44	57	153
04 Feb 2023	Sat	100.00%	0.00%	-	-	-	-	-	-	-	-	-	-	0%	100.00%	0.00%	371	196	56	78	175
05 Feb 2023	Sun	14.59%	85.41%	-	-	-	-	-	-	-	-	-	-	0%	14.59%	85.41%	361	162	49	69	160
06 Feb 2023	Mon	91.66%	8.34%	-	-	-	-	-	-	-	-	-	-	0%	91.66%	8.34%	352	167	42	55	154
07 Feb 2023	Tue	100.00%	0.00%	-	-	-	-	-	-	-	-	-	-	0%	100.00%	0.00%	326	161	43	55	146
08 Feb 2023	Wed	100.00%	0.00%	-	-	-	-	-	-	-	-	-	-	0%	100.00%	0.00%	321	153	44	56	143
09 Feb 2023	Thu	100.00%	0.00%	-	-	-	-	-	-	-	-	-	-	0%	100.00%	0.00%	322	157	43	56	144
10 Feb 2023	Fri	100.00%	0.00%	-	-	-	-	-	-	-	-	-	-	0%	100.00%	0.00%	326	161	43	57	147
11 Feb 2023	Sat	91.67%	8.33%	-	-	-	-	-	-	-	-	-	-	0%	91.67%	8.33%	370	200	55	74	175
12 Feb 2023	Sun	0.00%	100.00%	-	-	-	-	-	-	-	-	-	-	0%	0.00%	100.00%	-	-	-	-	-
13 Feb 2023	Mon	91.67%	8.33%	-	-	-	-	-	-	-	-	-	-	0%	91.66%	8.34%	323	158	41	55	144
14 Feb 2023	Tue	100.00%	0.00%	-	-	-	-	-	-	-	-	-	-	0%	100.00%	0.00%	329	160	42	58	147
15 Feb 2023	Wed	100.00%	0.00%	-	-	-	-	-	-	-	-	-	-	0%	100.00%	0.00%	324	162	43	57	146
16 Feb 2023	Thu	100.00%	0.00%	-	-	-	-	-	-	-	-	-	-	0%	100.00%	0.00%	328	164	42	58	148
17 Feb 2023	Fri	100.00%	0.00%	-	-	-	-	-	-	-	-	-	-	0%	100.00%	0.00%	329	168	43	58	150
18 Feb 2023	Sat	100.00%	0.00%	-	-	-	-	-	-	-	-	-	-	0%	100.00%	0.00%	367	182	56	74	170
19 Feb 2023	Sun	14.59%	85.41%	-	-	-	-	-	-	-	-	-	-	0%	14.59%	85.41%	-	199	49	171	140
20 Feb 2023	Mon	91.66%	8.34%	-	-	-	-	-	-	-	-	-	-	0%	91.66%	8.34%	320	154	40	56	143
21 Feb 2023	Tue	100.00%	0.00%	-	-	-	-	-	-	-	-	-	-	0%	100.00%	0.00%	328	161	43	57	147
22 Feb 2023	Wed	100.00%	0.00%	-	-	-	-	-	-	-	-	-	-	0%	100.00%	0.00%	337	161	43	58	150
23 Feb 2023	Thu	100.00%	0.00%	-	-	-	-	-	-	-	-	-	-	0%	100.00%	0.00%	326	160	42	58	147
24 Feb 2023	Fri	100.00%	0.00%	-	-	-	-	-	-	-	-	-	-	0%	100.00%	0.00%	325	158	43	59	146
25 Feb 2023	Sat	100.00%	0.00%	-	-	-	-	-	-	-	-	-	-	0%	100.00%	0.00%	348	227	50	71	174
26 Feb 2023	Sun	14.59%	85.41%	-	-	-	-	-	-	-	-	-	-	0%	14.59%	85.41%	-	168	51	66	95
27 Feb 2023	Mon	91.66%	8.34%	-	-	-	-	-	-	-	-	-	-	0%	91.66%	8.34%	307	146	40	56	137
28 Feb 2023	Tue	100.00%	0.00%	-	-	-	-	-	-	-	-	-	-	0%	100.00%	0.00%	320	156	41	59	144
01 Mar 2023	Wed	100.00%	0.00%	-	-	-	-	-	-	-	-	-	-	0%	100.00%	0.00%	321	166	43	60	148
02 Mar 2023	Thu	100.00%	0.00%	-	-	-	-	-	-	-	-	-	-	0%	100.00%	0.00%	338	166	46	60	152
03 Mar 2023	Fri	100.00%	0.00%	-	-	-	-	-	-	-	-	-	-	0%	100.00%	0.00%	336	166	46	60	152
04 Mar 2023	Sat	100.00%	0.00%	-	-	-	-	-	-	-	-	-	-	0%	100.00%	0.00%	375	179	56	71	170
05 Mar 2023	Sun	14.59%	85.41%	-	-	-	-	-	-	-	-	-	-	0%	14.59%	85.41%	394	226	108	106	208
06 Mar 2023	Mon	91.66%	8.34%	-	-	-	-	-	-	-	-	-	-	0%	91.66%	8.34%	346	176	43	55	155
07 Mar 2023	Tue	100.00%	0.00%	-	-	-	-	-	-	-	-	-	-	0%	100.00%	0.00%	339	164	44	56	151
08 Mar 2023	Wed	100.00%	0.00%	-	-	-	-	-	-	-	-	-	-	0%	100.00%	0.00%	332	158	42	56	147
09 Mar 2023	Thu	100.00%	0.00%	-	-	-	-	-	-	-	-	-	-	0%	100.00%	0.00%	334	158	42	56	148
10 Mar 2023	Fri	100.00%	0.00%	-	-	-	-	-	-	-	-	-	-	0%	100.00%	0.00%	335	161	41	57	149
11 Mar 2023	Sat	91.67%	8.33%	-	-	-	-	-	-	-	-	-	-	0%	91.67%	8.33%	377	194	56	73	175
12 Mar 2023	Sun	0.00%	100.00%	-	-	-	-	-	-	-	-	-	-	0%	0.00%	100.00%	-	-	-	-	-
13 Mar 2023	Mon	91.67%	8.33%	-	-	-	-	-	-	-	-	-	-	0%	91.66%	8.34%	320	156	41	53	142
14 Mar 2023	Tue	100.00%	0.00%	-	-	-	-	-	-	-	-	-	-	0%	100.00%	0.00%	325	160	42	55	145
15 Mar 2023	Wed	100.00%	0.00%	-	-	-	-	-	-	-	-	-	-	0%	100.00%	0.00%	385	178	41	57	165
16 Mar 2023	Thu	100.00%	0.00%	-	-	-	-	-	-	-	-	-	-	0%	100.00%	0.00%	337	167	42	58	151
17 Mar 2023	Fri	100.00%	0.00%	-	-	-	-	-	-	-	-	-	-	0%	100.00%	0.00%	332	163	44	58	149
18 Mar 2023	Sat	100.00%	0.00%	-	-	-	-	-	-	-	-	-	-	0%	100.00%	0.00%	355	193	58	70	169
19 Mar 2023	Sun	14.59%	85.41%	-	-	-	-	-	-	-	-	-	-	0%	14.59%	85.41%	-	168	48	285	167
20 Mar 2023	Mon	91.66%	8.34%	-	-	-	-	-	-	-	-	-	-	0%	91.66%	8.34%	344	171	41	56	153
21 Mar 2023	Tue	100.00%	0.00%	-	-	-	-	-	-	-	-	-	-	0%	100.00%	0.00%	323	159	42	58	146
22 Mar 2023	Wed	100.00%	0.00%	-	-	-	-	-	-	-	-	-	-	0%	100.00%	0.00%	340	171	44	58	153
23 Mar 2023	Thu	100.00%	0.00%	-	-	-	-	-	-	-	-	-	-	0%	100.00%	0.00%	326	161	43	59	147
24 Mar 2023	Fri	100.00%	0.00%	-	-	-	-	-	-	-	-	-	-	0%	100.00%	0.00%	334	158	43	58	148
25 Mar 2023	Sat	100.00%	0.00%	-	-	-	-	-	-	-	-	-	-	0%	100.00%	0.00%	359	189	47	72	167
26 Mar 2023	Sun	14.59%	85.41%	-	-	-	-	-	-	-	-	-	-	0%	14.59%	85.41%	353	561	-	63	326
27 Mar 2023	Mon	91.66%	8.34%	-	-	-	-	-	-	-	-	-	-	0%	91.66%	8.34%	324	154	39	55	143
28 Mar 2023	Tue	100.00%	0.00%	-	-	-	-	-	-	-	-	-	-	0%	100.00%	0.00%	327	163	41	57	147
29 Mar 2023	Wed	100.00%	0.00%	-	-	-	-	-	-	-	-	-	-	0%	100.00%	0.00%	325	159	42	59	146
30 Mar 2023	Thu	100.00%	0.00%	-	-	-	-	-	-	-	-	-	-	0%	100.00%	0.00%	320	155	43	59	144
31 Mar 2023	Fri	100.00%	0.00%	-	-	-	-	-	-	-	-	-	-	0%	100.00%	0.00%	335	169	42	61	152

※"-" indicates that there was no execution.

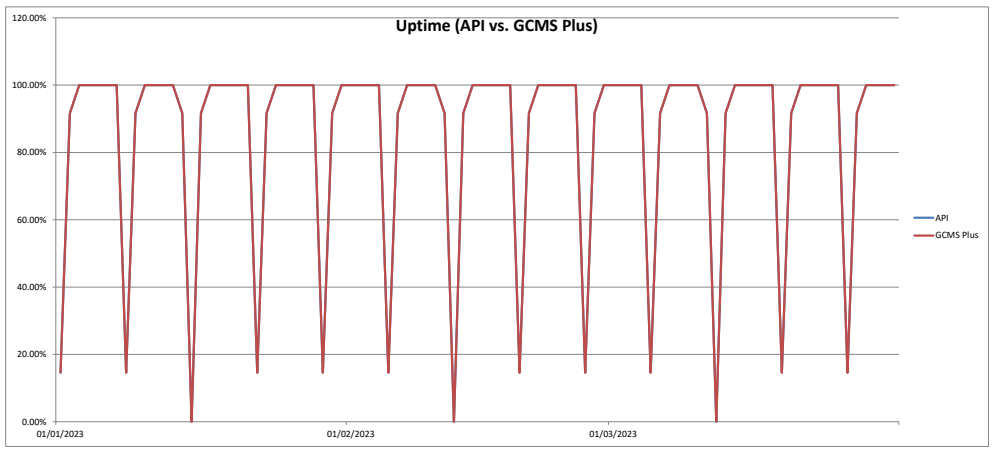
Uptime (API vs. GCMS Plus)
120.00%
100.00%
80.00%
60.00%
40.00%
20.00%
0.00%
01/01/2023
01/02/2023
01/03/2023
API
GCMS Plus

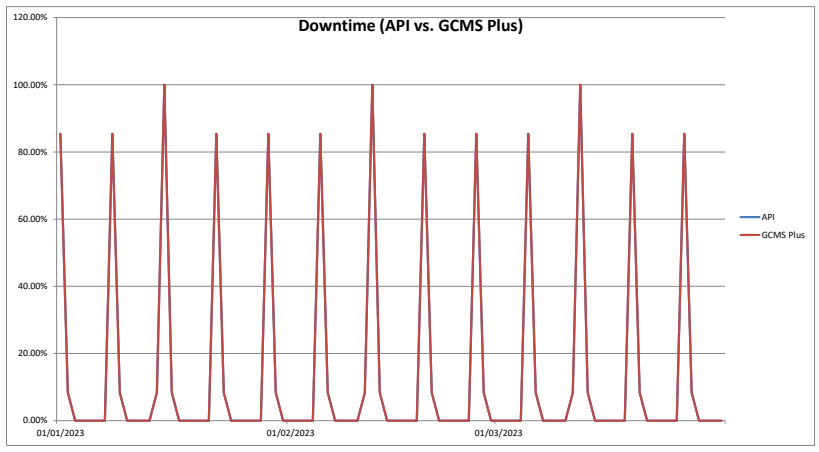
Downtime (API vs. GCMS Plus)
120.00%
100.00%
80.00%
60.00%
40.00%
20.00%
0.00%
01/01/2023
01/02/2023
01/03/2023
API
GCMS Plus

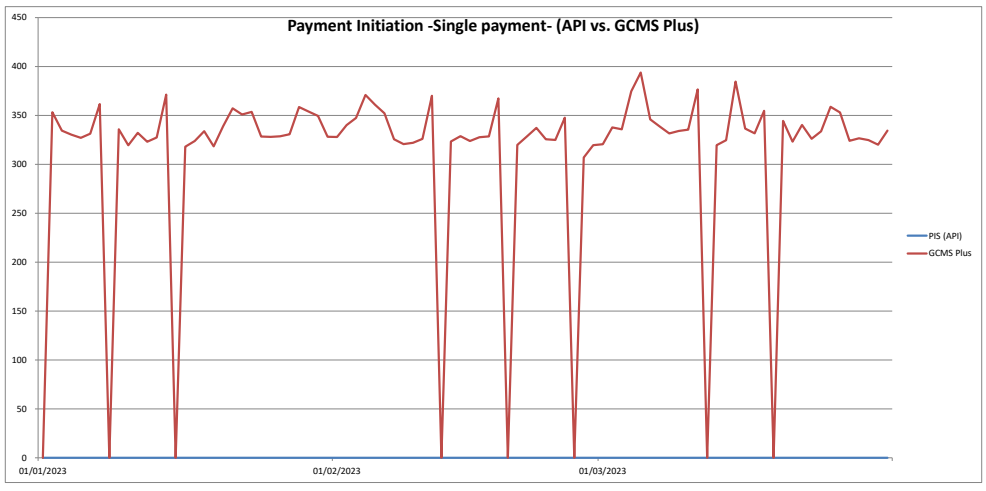
Payment Initiation -Single payment- (API vs. GCMS Plus)
450
400
350
300
250
200
150
100
50
0
01/01/2023
01/02/2023
01/03/2023
PIS (API)
GCMS Plus

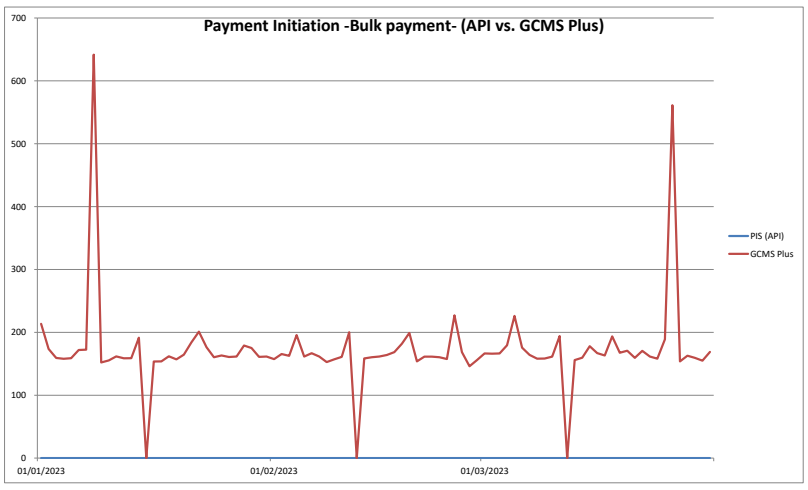
Payment Initiation -Bulk payment- (API vs. GCMS Plus)
700
600
500
400
300
200
100
0
01/01/2023
01/02/2023
01/03/2023
PIS (API)
GCMS Plus

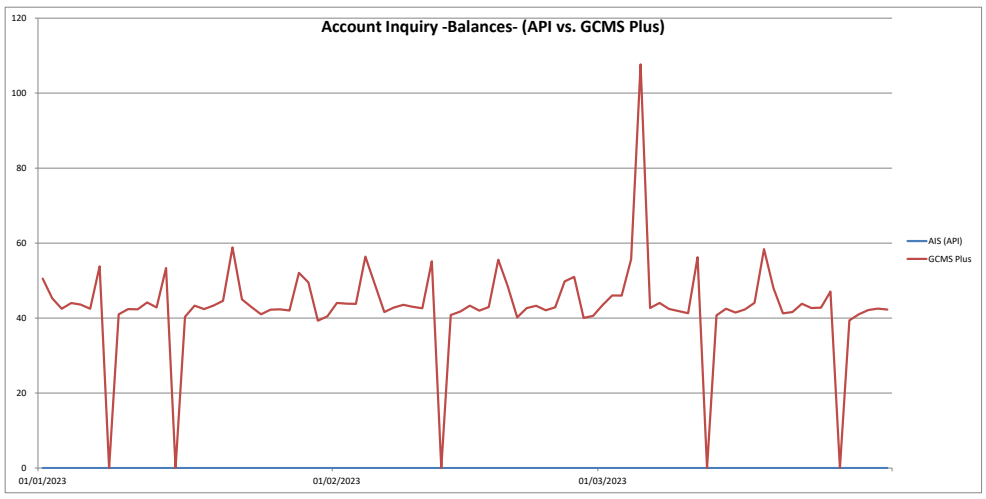
Account Inquiry -Balances- (API vs. GCMS Plus)
120
100
80
60
40
20
0
01/01/2023
01/02/2023
01/03/2023
AIS (API)
GCMS Plus

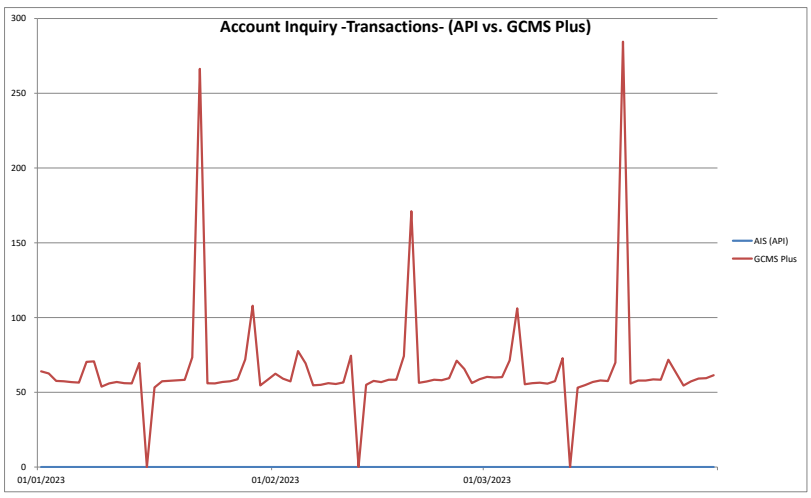
Account Inquiry -Transactions- (API vs. GCMS Plus)
300
250
200
150
100
50
0
01/01/2023
01/02/2023
01/03/2023
AIS (API)
GCMS Plus