KPI Report

Date	Dedicated Interface (COMBUITE API)											User Interface (GCMS Plus)					
	Uptime	Downtime	PISP Response (Post payment)		PISP Response (Get payment status)		AISP Response			FCS	Error Rate	Uptime	Downtime	Payment initiation Response		Account inquiry Response	
			Single payment	Bulk payment	Single payment	Bulk payment	Reachable Accounts	Balances	Transactions					Single payment	Bulk payment	Balances	Transactions
Calendar date based on JST	Shown in %; 1 - Downtime	Shown in %; Get downtime of API gateway from system monitoring log *Planned downtime (regular weekly maintenance window) is included.	Shown in milliseconds; Calculate API response time by getting following information from system log; [Start] Receive POST request [End] Send response back	Same with left	Same with left	Same with left	Same with left	Same with left	Same with left	Shown in milliseconds; Calculate API response time by getting following information from system log; [Start] Receive POST request [End] Send true/false response	Shown in %; Calculate error rate by getting number of http response and http code from API gateway log; Number of 408, 503, 500 responses / Number of total calls	Shown in %; 1 - Downtime	Shown in %; Get downtime of GCMS Plus from system monitoring log *Planned downtime (regular weekly maintenance window) is included.	Shown in milliseconds; Sum of below two figures obtained from system logs; - Processing time of GCMS Plus - Internal network time	Same with left	Same with left	Same with left
14 Sep 2019	91.67%	8.33%	-	-	-	-	-	-	-	-	0%	91.67%	8.33%	148	196	129	182
15 Sep 2019	0.00%	100.00%	-	-	-	-	-	-	-	-	0%	16.67%	83.33%	1118	-	483	440
16 Sep 2019	91.67%	8.33%	-	-	-	-	-	-	-	-	0%	100.00%	0.00%	139	200	102	157
17 Sep 2019	100.00%	0.00%	-	-	-	-	-	-	-	-	0%	100.00%	0.00%	146	204	109	164
18 Sep 2019	100.00%	0.00%	-	-	-	-	-	-	-	-	0%	100.00%	0.00%	145	210	110	169
19 Sep 2019	100.00%	0.00%	-	-	-	-	-	-	-	-	0%	100.00%	0.00%	148	210	110	171
20 Sep 2019	100.00%	0.00%	-	-	-	-	-	-	-	-	0%	100.00%	0.00%	146	190	110	177
21 Sep 2019	91.67%	8.33%	-	-	-	-	-	-	-	-	0%	91.67%	8.33%	141	161	127	197
22 Sep 2019	0.00%	100.00%	-	-	-	-	-	-	-	-	0%	58.33%	41.67%	409	-	170	443
23 Sep 2019	91.67%	8.33%	-	-	-	-	-	-	-	-	0%	100.00%	0.00%	138	191	100	154
24 Sep 2019	100.00%	0.00%	-	-	-	-	-	-	-	-	0%	100.00%	0.00%	147	198	105	168
25 Sep 2019	100.00%	0.00%	-	-	-	-	-	-	-	-	0%	100.00%	0.00%	139	221	106	176
26 Sep 2019	100.00%	0.00%	-	-	-	-	-	-	-	-	0%	100.00%	0.00%	142	234	108	179
27 Sep 2019	100.00%	0.00%	-	-	-	-	-	-	-	-	0%	100.00%	0.00%	142	252	116	180
28 Sep 2019	91.67%	8.33%	-	-	-	-	-	-	-	-	0%	100.00%	0.00%	136	207	124	217
29 Sep 2019	0.00%	100.00%	-	-	-	-	-	-	-	-	0%	66.67%	33.33%	230	-	164	303
30 Sep 2019	91.67%	8.33%	-	-	-	-	-	-	-	-	0%	100.00%	0.00%	148	222	102	170
01 Oct 2019	100.00%	0.00%	-	-	-	-	-	-	-	-	0%	100.00%	0.00%	159	216	106	174
02 Oct 2019	100.00%	0.00%	-	-	-	-	-	-	-	-	0%	100.00%	0.00%	170	221	119	190
03 Oct 2019	100.00%	0.00%	-	-	-	-	-	-	-	-	0%	100.00%	0.00%	156	242	120	189
04 Oct 2019	100.00%	0.00%	-	-	-	-	-	-	-	-	0%	100.00%	0.00%	150	224	135	181
05 Oct 2019	91.67%	8.33%	-	-	-	-	-	-	-	-	0%	100.00%	0.00%	151	159	118	201
06 Oct 2019	0.00%	100.00%	-	-	-	-	-	-	-	-	0%	67.36%	32.64%	-	-	209	263
07 Oct 2019	91.67%	8.33%	-	-	-	-	-	-	-	-	0%	100.00%	0.00%	141	230	106	160
08 Oct 2019	100.00%	0.00%	-	-	-	-	-	-	-	-	0%	100.00%	0.00%	141	212	114	170
09 Oct 2019	100.00%	0.00%	-	-	-	-	-	-	-	-	0%	100.00%	0.00%	144	194	110	166
10 Oct 2019	100.00%	0.00%	-	-	-	-	-	-	-	-	0%	100.00%	0.00%	148	215	112	171
11 Oct 2019	100.00%	0.00%	-	-	-	-	-	-	-	-	0%	100.00%	0.00%	143	198	110	166
12 Oct 2019	91.67%	8.33%	-	-	-	-	-	-	-	-	0%	100.00%	0.00%	136	161	117	208
13 Oct 2019	0.00%	100.00%	-	-	-	-	-	-	-	-	0%	61.60%	38.40%	-	-	165	233
14 Oct 2019	91.67%	8.33%	-	-	-	-	-	-	-	-	0%	100.00%	0.00%	132	221	97	148
15 Oct 2019	100.00%	0.00%	-	-	-	-	-	-	-	-	0%	100.00%	0.00%	144	227	104	163
16 Oct 2019	100.00%	0.00%	-	-	-	-	-	-	-	-	0%	100.00%	0.00%	145	182	113	167
17 Oct 2019	100.00%	0.00%	-	-	-	-	-	-	-	-	0%	100.00%	0.00%	147	191	104	170
18 Oct 2019	100.00%	0.00%	-	-	-	-	-	-	-	-	0%	100.00%	0.00%	157	237	106	170
19 Oct 2019	91.67%	8.33%	-	-	-	-	-	-	-	-	0%	94.27%	5.73%	145	148	127	205
20 Oct 2019	0.00%	100.00%	-	-	-	-	-	-	-	-	0%	63.32%	36.68%	496	-	163	278
21 Oct 2019	91.67%	8.33%	-	-	-	-	-	-	-	-	0%	100.00%	0.00%	135	259	102	161
22 Oct 2019	100.00%	0.00%	-	-	-	-	-	-	-	-	0%	100.00%	0.00%	133	192	106	164
23 Oct 2019	100.00%	0.00%	-	-	-	-	-	-	-	-	0%	100.00%	0.00%	148	199	112	176
24 Oct 2019	100.00%	0.00%	-	-	-	-	-	-	-	-	0%	100.00%	0.00%	141	206	108	174
25 Oct 2019	100.00%	0.00%	-	-	-	-	-	-	-	-	0%	100.00%	0.00%	140	211	110	179
26 Oct 2019	91.67%	8.33%	-	-	-	-	-	-	-	-	0%	91.88%	8.12%	123	144	122	223
27 Oct 2019	0.00%	100.00%	-	-	-	-	-	-	-	-	0%	60.85%	39.15%	106	-	287	275
28 Oct 2019	91.67%	8.33%	-	-	-	-	-	-	-	-	0%	100.00%	0.00%	124	276	102	171
29 Oct 2019	100.00%	0.00%	-	-	-	-	-	-	-	-	0%	100.00%	0.00%	145	186	105	174
30 Oct 2019	100.00%	0.00%	-	-	-	-	-	-	-	-	0%	100.00%	0.00%	147	220	108	175
31 Oct 2019	100.00%	0.00%	-	-	-	-	-	-	-	-	0%	100.00%	0.00%	166	240	109	180
01 Nov 2019	100.00%	0.00%	-	-	-	-	-	-	-	-	0%	100.00%	0.00%	173	270	110	187
02 Nov 2019	91.67%	8.33%	-	-	-	-	-	-	-	-	0%	100.00%	0.00%	199	168	127	220
03 Nov 2019	0.00%	100.00%	-	-	-	-	-	-	-	-	0%	67.36%	32.64%	387	-	262	300
04 Nov 2019	91.67%	8.33%	-	-	-	-	-	-	-	-	0%	100.00%	0.00%	150	201	103	159
05 Nov 2019	100.00%	0.00%	-	-	-	-	-	-	-	-	0%	100.00%	0.00%	148	235	114	171
06 Nov 2019	100.00%	0.00%	-	-	-	-	-	-	-	-	0%	100.00%	0.00%	154	194	112	171
07 Nov 2019	100.00%	0.00%	-	-	-	-	-	-	-	-	0%	100.00%	0.00%	140	221	112	181
08 Nov 2019	100.00%	0.00%	-	-	-	-	-	-	-	-	0%	100.00%	0.00%	149	218	115	166
09 Nov 2019	91.67%	8.33%	-	-	-	-	-	-	-	-	0%	100.00%	0.00%	133	195	117	191
10 Nov 2019	0.00%	100.00%	-	-	-	-	-	-	-	-	0%	67.36%	32.64%	160	-	189	214
11 Nov 2019	91.67%	8.33%	-	-	-	-	-	-	-	-	0%	100.00%	0.00%	131	229	102	153
12 Nov 2019	100.00%	0.00%	-	-	-	-	-	-	-	-	0%	100.00%	0.00%	145	205	105	160
13 Nov 2019	100.00%	0.00%	-	-	-	-	-	-	-	-	0%	100.00%	0.00%	138	185	107	165
14 Nov 2019	100.00%	0.00%	-	-	-	-	-	-	-	-	0%	100.00%	0.00%	141	204	107	167
15 Nov 2019	100.00%	0.00%	-	-	-	-	-	-	-	-	0%	100.00%	0.00%	146	218	107	170
16 Nov 2019	91.67%	8.33%	-	-	-	-	-	-	-	-	0%	91.83%	8.17%	134	156	118	196
17 Nov 2019	0.00%	100.00%	-	-	-	-	-	-	-	-	0%	28.94%	71.06%	241	253	221	330
18 Nov 2019	91.67%	8.33%	-	-	-	-	-	-	-	-	0%	100.00%	0.00%	144	227	101	159
19 Nov 2019	100.00%	0.00%	-	-	-	-	-	-	-	-	0%	100.00%	0.00%	136	214	104	163
20 Nov 2019	100.00%	0.00%	-	-	-	-	-	-	-	-	0%	100.00%	0.00%	143	174	111	176
21 Nov 2019	100.00%	0.00%	-	-	-	-	-	-	-	-	0%	100.00%	0.00%	142	196	114	173
22 Nov 2019	100.00%	0.00%	-	-	-	-	-	-	-	-	0%	100.00%	0.00%	141	197	115	181
23 Nov 2019	91.67%	8.33%	-	-	-	-	-	-	-	-	0%	100.00%	0.00%	134	158	116	225
24 Nov 2019	0.00%	100.00%	-	-	-	-	-	-	-	-	0%	67.36%	32.64%	189	-	207	271
25 Nov 2019	91.67%	8.33%	-	-	-	-	-	-	-	-	0%	100.00%	0.00%	126	220	100	168
26 Nov 2019	100.00%	0.00%	-	-	-	-	-	-	-	-	0%	100.00%	0.00%	144	242	106	180
27 Nov 2019	100.00%	0.00%	-	-	-	-	-	-	-	-	0%	100.00%	0.00%	136	204	107	178
28 Nov 2019	100.00%	0.00%	-	-	-	-	-	-	-	-	0%	100.00%	0.00%	139	246	108	184
29 Nov 2019	100.00%	0.00%	-	-	-	-	-	-	-	-	0%	100.00%	0.00%	157	255	109	180
30 Nov 2019	91.67%	8.33%	-	-	-	-	-	-	-	-	0%	91.83%	8.17%	143	149	119	196
01 Dec 2019	0.00%	100.00%	-	-	-	-	-	-	-	-	0%	27.77%	72.23%	403	-	360	281
02 Dec 2019	91.67%	8.33%	-	-	-	-	-	-	-	-	0%	100.00%	0.00%	152	205	106	166
03 Dec 2019	100.00%	0.00%	-	-	-	-	-	-	-	-	0%	100.00%	0.00%	157	220	112	179
04 Dec 2019	100.00%	0.00%	-	-	-	-	-	-	-	-	0%	100.00%	0.00%	152	224	116	190
05 Dec 2019	100.00%	0.00%	-	-	-	-	-	-	-	-	0%	100.00%	0.00%	152	205	120	180
06 Dec 2019	100.00%	0.00%	-	-	-	-	-	-	-	-	0%	100.00%	0.00%	158	196	115	169
07 Dec 2019	91.67%	8.33%	-	-	-	-	-	-	-	-	0%	91.74%	8.26%	137	174	121	213
08 Dec 2019	0.00%	100.00%	-	-	-	-	-	-	-	-	0%	65.94%	34.06%	423	-	304	347
09 Dec 2019	91.67%	8.33%	-	-	-	-	-	-	-	-	0%	100.00%	0.00%	134	213	105	160
10 Dec 2019	100.00%	0.00%	-	-	-	-	-	-	-	-	0%	100.00%	0.00%	141	201	107	168
11 Dec 2019	100.00%	0.00%	-	-	-	-	-	-	-	-	0%	100.00%	0.00%	158	184	116	174
12 Dec 2019	100.00%	0.00%	-	-	-	-	-	-	-	-	0%	100.00%	0.00%	138	189	110	176
13 Dec 2019	100.00%	0.00%	-	-	-	-	-	-	-	-	0%	100.00%	0.00%	153	208	110	176
14 Dec 2019	91.67%	8.33%	-	-	-	-	-	-	-	-	0%	91.75%	8.25%	142	170	123	192
15 Dec 2019	0.00%	100.00%	-	-	-	-	-	-	-	-	0%	30.06%	69.94%	244	-	251	320
16 Dec 2019	91.67%	8.33%	-	-	-	-	-	-	-	-	0%	100.00%	0.00%	140	255	108	162
17 Dec 2019	100.00%	0.00%	-	-	-	-	-	-	-	-	0%	100.00%	0.00%	146	182	108	172
18 Dec 2019	100.00%	0.00%	-	-	-	-	-	-	-	-	0%	100.00%	0.00%	147	192	109	176
19 Dec 2019	100.00%	0.00%	-	-	-	-	-	-	-	-	0%	100.00%	0.00%	139	185	117	185
20 Dec 2019	100.00%	0.00%	-	-	-	-	-	-	-	-	0%	100.00%	0.00%	142	174	115	183
21 Dec 2019	91.67%	8.33%	-	-	-	-	-	-	-	-	0%	100.00%	0.00%	130	200	122	194
22 Dec 2019	0.00%	100.00%	-	-	-	-	-	-	-	-	0%	67.36%	32.64%	301	754	227	319
23 Dec 2019	91.67%	8.33%	-	-	-	-	-	-	-	-	0%	100.00%	0.00%	134	199	105	167
24 Dec 2019	100.00%	0.00%	-	-	-	-	-	-	-	-	0%	100.00%	0.00%	144	256	110	181
25 Dec 2019	100.00%	0.00%	-	-	-	-	-	-	-	-	0%	100.00%	0.00%	132	230	111	182
26 Dec 2019	100.00%	0.00%	-	-	-	-	-	-	-	-	0%	100.00%	0.00%	138	1122	111	182
27 Dec 2019	100.00%	0.00%	-	-	-	-	-	-	-	-	0%	100.00%	0.00%	172	390	109	181
28 Dec 2019	91.67%	8.33%	-	-	-	-	-	-	-	-	0%	100.00%	0.00%	153	239	121	205
29 Dec 2019	0.00%	100.00%	-	-	-	-	-	-	-	-	0%	67.36%	32.64%	-	1565	342	234
30 Dec 2019	91.67%	8.33%	-	-	-	-	-	-	-	-	0%	100.00%	0.00%	147	491	105	168
31 Dec 2019	100.00%	0.00%	-	-	-	-	-	-	-	-	0%	100.00%	0.00%	172	449	112	175

KPI Report

Date	Dedicated Interface (COMSUITE API)											User Interface (GCMS Plus)					
	Uptime	Downtime	PISP Response (Post payment)		PISP Response (Get payment status)		AISP Response			FCS	Error Rate	Uptime	Downtime	Payment initiation Response		Account inquiry Response	
			Single payment	Bulk payment	Single payment	Bulk payment	Reachable Accounts	Balances	Transactions					Single payment	Bulk payment	Balances	Transactions
Calendar date based on JST	Shown in %; 1 - Downtime	Shown in %; Get downtime of API gateway from system monitoring log *Planned downtime (regular weekly maintenance window) is included.	Shown in milliseconds; Calculate API response time by getting following information from system log; [Start] Receive POST request [End] Send response back	Same with left	Same with left	Same with left	Same with left	Same with left	Same with left	Shown in milliseconds; Calculate API response time by getting following information from system log; [Start] Receive POST request [End] Send true/false response	Shown in %; Calculate error rate by getting number of http response and http code from API gateway log; Number of 408, 503, 500 responses / Number of total calls	Shown in %; 1 - Downtime	Shown in %; Get downtime of GCMS Plus from system monitoring log *Planned downtime (regular weekly maintenance window) is included.	Shown in milliseconds; Sum of below two figures obtained from system logs; - Procesing time of GCMS Plus - Internal network time	Same with left	Same with left	Same with left
01 Jan 2020	100.00%	0.00%	-	-	-	-	-	-	-	-	0%	100.00%	0.00%	147	291	130	225
02 Jan 2020	100.00%	0.00%	-	-	-	-	-	-	-	-	0%	100.00%	0.00%	195	261	109	177
03 Jan 2020	100.00%	0.00%	-	-	-	-	-	-	-	-	0%	100.00%	0.00%	160	288	117	193
04 Jan 2020	91.67%	8.33%	-	-	-	-	-	-	-	-	0%	100.00%	0.00%	155	339	142	216
05 Jan 2020	0.00%	100.00%	-	-	-	-	-	-	-	-	0%	67.36%	32.64%	259	508	176	325
06 Jan 2020	91.67%	8.33%	-	-	-	-	-	-	-	-	0%	100.00%	0.00%	145	278	111	177
07 Jan 2020	100.00%	0.00%	-	-	-	-	-	-	-	-	0%	100.00%	0.00%	145	222	118	185
08 Jan 2020	100.00%	0.00%	-	-	-	-	-	-	-	-	0%	100.00%	0.00%	142	200	118	186
09 Jan 2020	100.00%	0.00%	-	-	-	-	-	-	-	-	0%	100.00%	0.00%	149	230	124	176
10 Jan 2020	100.00%	0.00%	-	-	-	-	-	-	-	-	0%	100.00%	0.00%	147	217	113	184
11 Jan 2020	91.67%	8.33%	-	-	-	-	-	-	-	-	0%	91.75%	8.25%	136	187	123	227
12 Jan 2020	0.00%	100.00%	-	-	-	-	-	-	-	-	0%	60.65%	39.35%	274	-	189	304
13 Jan 2020	91.67%	8.33%	-	-	-	-	-	-	-	-	0%	100.00%	0.00%	135	194	104	159
14 Jan 2020	100.00%	0.00%	-	-	-	-	-	-	-	-	0%	100.00%	0.00%	141	209	108	172
15 Jan 2020	100.00%	0.00%	-	-	-	-	-	-	-	-	0%	100.00%	0.00%	144	207	118	183
16 Jan 2020	100.00%	0.00%	-	-	-	-	-	-	-	-	0%	100.00%	0.00%	143	204	110	183
17 Jan 2020	100.00%	0.00%	-	-	-	-	-	-	-	-	0%	100.00%	0.00%	136	179	115	185
18 Jan 2020	91.67%	8.33%	-	-	-	-	-	-	-	-	0%	91.78%	8.22%	139	146	118	190
19 Jan 2020	0.00%	100.00%	-	-	-	-	-	-	-	-	0%	41.83%	58.17%	210	534	217	335
20 Jan 2020	91.67%	8.33%	-	-	-	-	-	-	-	-	0%	100.00%	0.00%	133	258	106	166
21 Jan 2020	100.00%	0.00%	-	-	-	-	-	-	-	-	0%	100.00%	0.00%	133	240	108	174
22 Jan 2020	100.00%	0.00%	-	-	-	-	-	-	-	-	0%	100.00%	0.00%	147	185	115	184
23 Jan 2020	100.00%	0.00%	-	-	-	-	-	-	-	-	0%	100.00%	0.00%	148	228	117	171
24 Jan 2020	100.00%	0.00%	-	-	-	-	-	-	-	-	0%	100.00%	0.00%	158	214	115	182
25 Jan 2020	91.67%	8.33%	-	-	-	-	-	-	-	-	0%	100.00%	0.00%	141	174	131	226
26 Jan 2020	0.00%	100.00%	-	-	-	-	-	-	-	-	0%	64.57%	35.43%	679	430	324	364
27 Jan 2020	91.67%	8.33%	-	-	-	-	-	-	-	-	0%	100.00%	0.00%	156	230	111	165
28 Jan 2020	100.00%	0.00%	-	-	-	-	-	-	-	-	0%	100.00%	0.00%	155	239	110	170
29 Jan 2020	100.00%	0.00%	-	-	-	-	-	-	-	-	0%	100.00%	0.00%	156	207	114	187
30 Jan 2020	100.00%	0.00%	-	-	-	-	-	-	-	-	0%	100.00%	0.00%	153	227	115	183
31 Jan 2020	100.00%	0.00%	-	-	-	-	-	-	-	-	0%	100.00%	0.00%	166	219	114	187
01 Feb 2020	91.67%	8.33%	-	-	-	-	-	-	-	-	0%	100.00%	0.00%	150	193	119	208
02 Feb 2020	0.00%	100.00%	-	-	-	-	-	-	-	-	0%	67.36%	32.64%	381	-	170	272
03 Feb 2020	91.67%	8.33%	-	-	-	-	-	-	-	-	0%	100.00%	0.00%	158	314	107	168
04 Feb 2020	100.00%	0.00%	-	-	-	-	-	-	-	-	0%	100.00%	0.00%	156	216	121	188
05 Feb 2020	100.00%	0.00%	-	-	-	-	-	-	-	-	0%	100.00%	0.00%	156	221	122	182
06 Feb 2020	100.00%	0.00%	-	-	-	-	-	-	-	-	0%	100.00%	0.00%	151	235	116	178
07 Feb 2020	100.00%	0.00%	-	-	-	-	-	-	-	-	0%	100.00%	0.00%	148	191	120	178
08 Feb 2020	91.67%	8.33%	-	-	-	-	-	-	-	-	0%	91.88%	8.12%	142	167	128	207
09 Feb 2020	0.00%	100.00%	-	-	-	-	-	-	-	-	0%	63.26%	36.74%	142	-	286	363
10 Feb 2020	91.67%	8.33%	-	-	-	-	-	-	-	-	0%	100.00%	0.00%	147	276	110	159
11 Feb 2020	100.00%	0.00%	-	-	-	-	-	-	-	-	0%	100.00%	0.00%	142	205	106	168
12 Feb 2020	100.00%	0.00%	-	-	-	-	-	-	-	-	0%	100.00%	0.00%	150	209	113	168
13 Feb 2020	100.00%	0.00%	-	-	-	-	-	-	-	-	0%	100.00%	0.00%	139	192	112	173
14 Feb 2020	100.00%	0.00%	-	-	-	-	-	-	-	-	0%	100.00%	0.00%	149	209	117	174
15 Feb 2020	91.67%	8.33%	-	-	-	-	-	-	-	-	0%	100.00%	0.00%	142	158	127	196
16 Feb 2020	0.00%	100.00%	-	-	-	-	-	-	-	-	0%	67.36%	32.64%	-	846	330	310
17 Feb 2020	91.67%	8.33%	-	-	-	-	-	-	-	-	0%	100.00%	0.00%	145	263	107	168
18 Feb 2020	100.00%	0.00%	-	-	-	-	-	-	-	-	0%	100.00%	0.00%	137	218	108	174
19 Feb 2020	100.00%	0.00%	-	-	-	-	-	-	-	-	0%	100.00%	0.00%	153	190	113	177
20 Feb 2020	100.00%	0.00%	-	-	-	-	-	-	-	-	0%	100.00%	0.00%	151	198	115	181
21 Feb 2020	100.00%	0.00%	-	-	-	-	-	-	-	-	0%	100.00%	0.00%	144	197	112	183
22 Feb 2020	91.67%	8.33%	-	-	-	-	-	-	-	-	0%	100.00%	0.00%	132	159	123	208
23 Feb 2020	0.00%	100.00%	-	-	-	-	-	-	-	-	0%	67.36%	32.64%	227	-	209	222
24 Feb 2020	91.67%	8.33%	-	-	-	-	-	-	-	-	0%	100.00%	0.00%	132	224	107	159
25 Feb 2020	100.00%	0.00%	-	-	-	-	-	-	-	-	0%	100.00%	0.00%	141	175	119	178
26 Feb 2020	100.00%	0.00%	-	-	-	-	-	-	-	-	0%	100.00%	0.00%	144	205	111	183
27 Feb 2020	100.00%	0.00%	-	-	-	-	-	-	-	-	0%	100.00%	0.00%	150	221	111	181
28 Feb 2020	100.00%	0.00%	-	-	-	-	-	-	-	-	0%	100.00%	0.00%	174	235	109	188
29 Feb 2020	91.67%	8.33%	-	-	-	-	-	-	-	-	0%	100.00%	0.00%	134	158	121	209
01 Mar 2020	0.00%	100.00%	-	-	-	-	-	-	-	-	0%	67.36%	32.64%	175	-	146	236
02 Mar 2020	91.67%	8.33%	-	-	-	-	-	-	-	-	0%	100.00%	0.00%	176	218	106	169
03 Mar 2020	100.00%	0.00%	-	-	-	-	-	-	-	-	0%	100.00%	0.00%	165	216	118	188
04 Mar 2020	100.00%	0.00%	-	-	-	-	-	-	-	-	0%	100.00%	0.00%	158	219	119	188
05 Mar 2020	100.00%	0.00%	-	-	-	-	-	-	-	-	0%	100.00%	0.00%	146	226	116	179
06 Mar 2020	100.00%	0.00%	-	-	-	-	-	-	-	-	0%	100.00%	0.00%	143	311	117	182
07 Mar 2020	91.67%	8.33%	-	-	-	-	-	-	-	-	0%	94.84%	5.16%	133	155	139	197
08 Mar 2020	0.00%	100.00%	-	-	-	-	-	-	-	-	0%	27.02%	72.98%	361	-	194	296
09 Mar 2020	91.67%	8.33%	-	-	-	-	-	-	-	-	0%	100.00%	0.00%	145	260	105	159
10 Mar 2020	100.00%	0.00%	-	-	-	-	-	-	-	-	0%	100.00%	0.00%	154	208	110	162
11 Mar 2020	100.00%	0.00%	-	-	-	-	-	-	-	-	0%	100.00%	0.00%	141	211	116	167
12 Mar 2020	100.00%	0.00%	-	-	-	-	-	-	-	-	0%	100.00%	0.00%	156	199	111	176
13 Mar 2020	100.00%	0.00%	-	-	-	-	-	-	-	-	0%	100.00%	0.00%	150	195	111	175
14 Mar 2020	91.67%	8.33%	-	-	-	-	-	-	-	-	0%	91.88%	8.12%	142	165	124	234
15 Mar 2020	0.00%	100.00%	-	-	-	-	-	-	-	-	0%	29.67%	70.33%	351	-	263	573
16 Mar 2020	91.67%	8.33%	-	-	-	-	-	-	-	-	0%	100.00%	0.00%	140	245	108	163
17 Mar 2020	100.00%	0.00%	-	-	-	-	-	-	-	-	0%	100.00%	0.00%	138	240	108	172
18 Mar 2020	100.00%	0.00%	-	-	-	-	-	-	-	-	0%	100.00%	0.00%	147	182	112	181
19 Mar 2020	100.00%	0.00%	-	-	-	-	-	-	-	-	0%	100.00%	0.00%	145	188	110	182
20 Mar 2020	100.00%	0.00%	-	-	-	-	-	-	-	-	0%	100.00%	0.00%	147	194	112	171
21 Mar 2020	91.67%	8.33%	-	-	-	-	-	-	-	-	0%	100.00%	0.00%	166	183	129	200
22 Mar 2020	0.00%	100.00%	-	-	-	-	-	-	-	-	0%	57.16%	42.84%	161	424	180	259
23 Mar 2020	91.67%	8.33%	-	-	-	-	-	-	-	-	0%	100.00%	0.00%	149	297	103	167
24 Mar 2020	100.00%	0.00%	-	-	-	-	-	-	-	-	0%	100.00%	0.00%	147	246	109	180
25 Mar 2020	100.00%	0.00%	-	-	-	-	-	-	-	-	0%	100.00%	0.00%	144	214	117	182
26 Mar 2020	100.00%	0.00%	-	-	-	-	-	-	-	-	0%	100.00%	0.00%	154	214	111	189
27 Mar 2020	100.00%	0.00%	-	-	-	-	-	-	-	-	0%	100.00%	0.00%	151	199	113	185
28 Mar 2020	91.67%	8.33%	-	-	-	-	-	-	-	-	0%	100.00%	0.00%	161	142	140	210
29 Mar 2020	0.00%	100.00%	-	-	-	-	-	-	-	-	0%	67.36%	32.64%	258	1396	126	235
30 Mar 2020	91.67%	8.33%	-	-	-	-	-	-	-	-	0%	100.00%	0.00%	141	240	105	173
31 Mar 2020	100.00%	0.00%	-	-	-	-	-	-	-	-	0%	100.00%	0.00%	154	221	108	181

※"-" indicates that there was no execution.

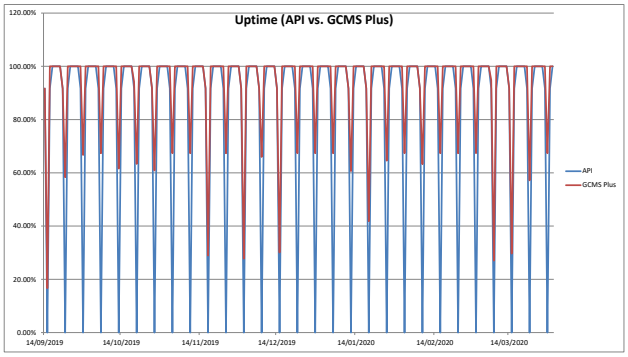
Uptime (API vs. GCMS Plus)
120.00%
100.00%
80.00%
60.00%
40.00%
20.00%
0.00%
14/09/2019
14/10/2019
14/11/2019
14/12/2019
14/01/2020
14/02/2020
14/03/2020
API
GCMS Plus

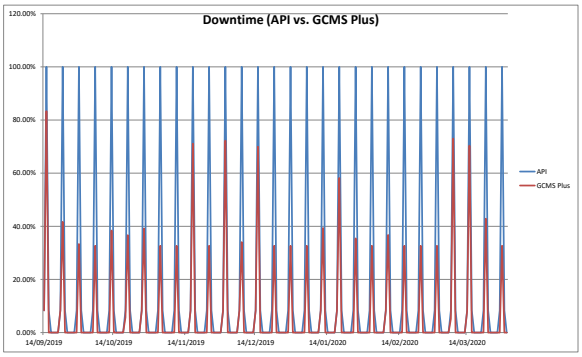
Downtime (API vs. GCMS Plus)
120.00%
100.00%
80.00%
60.00%
40.00%
20.00%
0.00%
14/09/2019
14/10/2019
14/11/2019
14/12/2019
14/01/2020
14/02/2020
14/03/2020
API
GCMS Plus

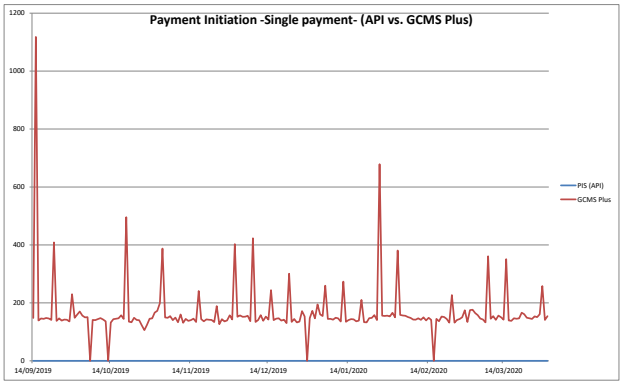
Payment Initiation -Single payment- (API vs. GCMS Plus)
1200
1000
800
600
400
200
0
14/09/2019
14/10/2019
14/11/2019
14/12/2019
14/01/2020
14/02/2020
14/03/2020
PIS (API)
GCMS Plus

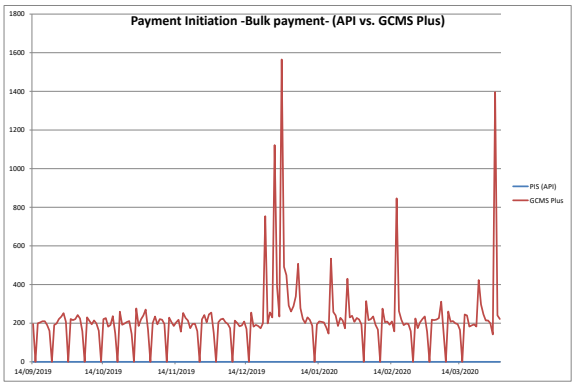
Payment Initiation -Bulk payment- (API vs. GCMS Plus)
1800
1600
1400
1200
1000
800
600
400
200
0
14/09/2019
14/10/2019
14/11/2019
14/12/2019
14/01/2020
14/02/2020
14/03/2020
PIS (API)
GCMS Plus

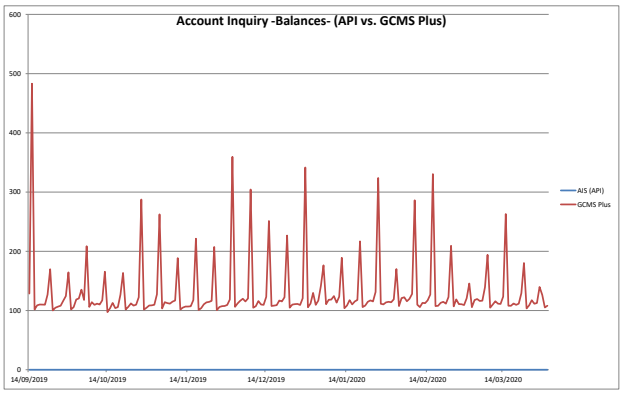
Account Inquiry -Balances- (API vs. GCMS Plus)
600
500
400
300
200
100
0
14/09/2019
14/10/2019
14/11/2019
14/12/2019
14/01/2020
14/02/2020
14/03/2020
AIS (API)
GCMS Plus

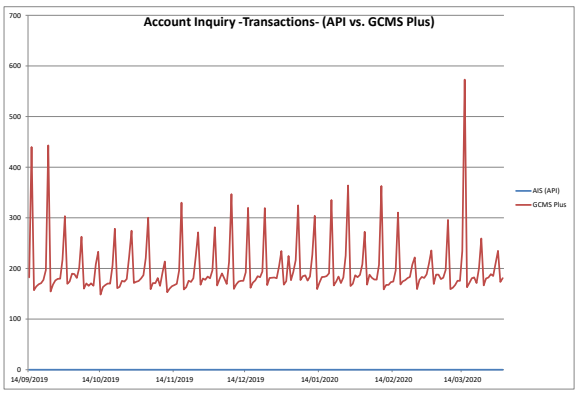
Account Inquiry -Transactions- (API vs. GCMS Plus)
700
600
500
400
300
200
100
0
14/09/2019
14/10/2019
14/11/2019
14/12/2019
14/01/2020
14/02/2020
14/03/2020
AIS (API)
GCMS Plus